

12th International course on OPHTHALMIC AND OCULOPLASTIC RECONSTRUCTION AND TRAUMA SURGERY

In-depth lectures and 14 hours of highly realistic
hands-on trainings on the unmodified human tissue

WORLDWIDE UNIQUE!



VIENNA, January 13th-15th 2021

Vienna General Hospital

Hosted by

Ursula Schmidt-Erfurth MD, Prof.

Chair of the Department of Ophthalmology, Medical University Vienna

Course directors

Andreas Kuchar MD, Prof.

Head of oculoplastic and
lacrimal surgery

Medical University Vienna

Gerald Schmidinger MD, Prof.

Head of cornea surgery,

Head of the Eye-Bank Vienna

Faculty

Andreas Kuchar MD, Prof.

Gerald Schmidinger MD, Prof.

Reinhard Told, MD

Roman Dunavölgyi MD

Jan Lammer MD

1:1
cadaver : participant

Hands-on training

Suturing techniques

Lid reconstruction

Lacrimal reconstruction

Corneal laceration and perforations

Corneal transplantation

Scleral rupture

Keratoplasty à chaud

Globe rupture



advanced
ophthalmic
trainings

Alcon

BAUSCH+LOMB

MEDICAL
UNIVERSITY
OF VIENNA

Universitätsklinik für
Augenheilkunde
und Optometrie

CENTER FOR ANATOMY AND CELL BIOLOGY
MEDICAL UNIVERSITY OF VIENNA
Division of Anatomy

Springer Medizin

30 Punkte

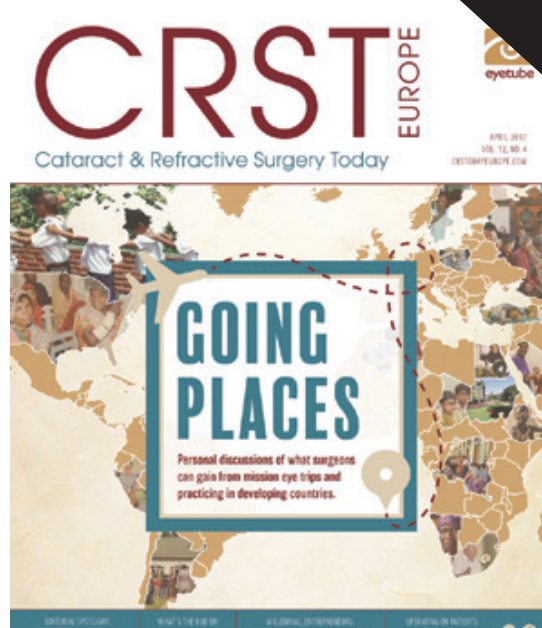

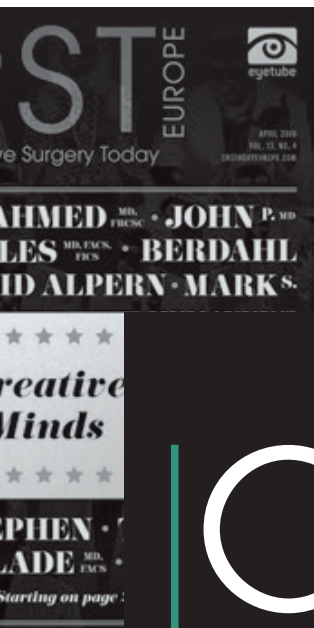



find us on
facebook



SIGN UP FOR A FREE SUBSCRIPTION

AT CRSTODAYEUROPE.COM



CRST EUROPE
Cataract & Refractive Surgery Today

Dear colleagues,



Andreas Kuchar MD, Prof.

we would like to invite you to the twelfth Viennese ophthalmic trauma surgery course in January 2021.

Trauma surgery in ophthalmology is of utmost importance and, as trauma is not a scheduled surgery, training possibilities are rare. The goal of this course is to provide the participants with theoretical and practical know-how to perform self-critical and self-sufficient trauma and reconstructive surgery.

To achieve this goal a very limited number of participants will be supplied with in-depth information on anterior segment, eye lid and lacrimal trauma / reconstructive surgery. The very successful prior courses have clearly shown that this advanced training course is sustainable and outstanding due to the special focus on the unique and comprehensive microsurgical hands-on training on human tissue (cadaver) that is not preserved and known worldwide for its unique quality.



Gerald Schmidinger MD, Prof.

Take the opportunity to combine state-of-the-art hands-on training with a visit to the wonderful city of Vienna. An attractive social programme will give you the possibility to exchange with colleagues on an international level. We are looking forward to welcome you personally to this international advanced training course in Vienna.

Yours sincerely,

A handwritten signature in black ink, appearing to read 'A. Kuchar'.

Andreas Kuchar

A handwritten signature in black ink, appearing to read 'G. Schmidinger'.

Gerald Schmidinger

About:

advanced ophthalmic trainings® is a brand of BMMC and an innovative company, specialized in planning, organizing and operating theoretical and practical (wet-labs) training courses for ophthalmic surgeons on a national and international level.

Find more information at www.ophtalmictrainings.com and on facebook®.



12th International course on ophthalmic and oculoplastic reconstruction and trauma surgery

Goal:

Proficiency in the theoretical foundations, the performance of different surgical techniques and the management of complications within complex oculoplastic and reconstructive operations of cornea, sclera, lids and lacrimal system.

Content and programme:

The 3 day course consists of compact lectures which cover the theoretical basics for the following extensive hands-on wet-labs. The main topics are:

- Suturing techniques (corneal, scleral, lid, lacrimal)
- Lid reconstruction (skin grafts)
- Lacrimal reconstruction (silicon ring intubation, bicanalicular intubation to the nose)
- Corneal laceration and perforations
- Scleral rupture
- Corneal transplantation
- Keratoplasty à chaud
- Globe rupture

The microsurgical training modules will be accompanied by lectures. Each participant will have a minimum duration of 14 hours for extensive hands-on surgeries on the human tissue.

The programme of the first day concentrates on the theoretical background. In addition to lectures, the second and third day focus mainly on intensive practical trainings.

Participants:

This in-depth workshop is addressed to hospital based ophthalmic surgeons and ophthalmologic practitioners to improve their theoretical and practical competence in a unique manner.

Please note: Due to the extraordinary course setup the number of participants is limited to a maximum of 18 persons.

Approach and method:

The lectures are followed by a step-by-step approach. Assisted with video equipment the course directors will demonstrate live how to perform the adequate surgical procedure before you will work directly on your own human specimen.

A team of medical instructors will respond to your questions taking your individual skills into consideration, give advice and personal assistance.

Employees of advanced ophthalmic trainings will assist you with the surgical equipment. To keep concentration on a high level, several coffee breaks and lunch are included.

Completion:

Participants from Austria will receive 30 DFP points. All participants will receive a certificate at the end of the course.

The programme

January 13th 2021

Opening remarks
Introduction and course overview
Trauma Terminology
Corneoscleral injuries, wound treatment and corneal suture techniques
Keratoplasty à chaud
Lid reconstruction – basics and techniques
Use of operation microscopes for microsurgical procedures in Ophthalmology

January 14th 2021

Video Session: Cornea surgical technique
Corneal injuries, PKP - Hands-on Training
Lecture: lacrimal system
Lid reconstruction – Hands-on Training
Free practicing
Social evening at a typical Viennese location with authentic food

January 15th 2021

Lacrimonal system – Hands-on Training

Chemical burns
Transplantation of stem cells

Free practicing

Farewell

In order to focus on the individual needs of each participant and to ensure that some surgical procedures can be performed several times the free practicing parts at the end of the second and third day are considered to have „open ends“.

„Incomparable human tissue!“

„You´ve got the feeling you work with a patient“



Clinical situations and the work on unmodified human tissue

Self-sufficient and self-critical surgical work is of paramount importance.

The ultimate goal of this unique hands-on advanced training course is to transfer state-of-the-art medical knowledge and practical surgical skills through the knowledge and expertise of leading experts in combination with the extensive direct surgical work on human specimen to reflect clinical procedures and surgical interventions as close to reality as possible.

The surgical trainings are conducted on human tissue (cadaver) that is not preserved or modified in any way and through very special and careful handling ensured to be not older than 24-48 hours.

This guarantees that the haptic difference between the work on the human tissue the participants work on and the work on real patients is – from the surgical point of view – marginal.

As a participant you will experience pressure free true “hands-on” surgical knowledge that is simply unique.



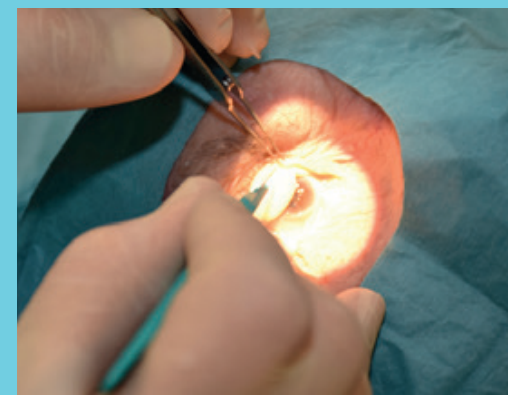
Ophthalmo-surgical workstations

Within the comprehensive hands-on parts of the advanced training course you will work in a state-of-the-art medical laboratory with most modern equipped workstations providing every comfort – including master workstations with video transmission.

Each participant will work on her/his own workstation which is fully equipped with:

- Human tissue
- Microsurgical instruments and medical appliances from leading suppliers (e.g. Bausch & Lomb®, Alcon, etc.)
- Zeiss® microscope

One single workstation for each participant guarantees you a pure individual hands-on training of a minimum of 14 hours.



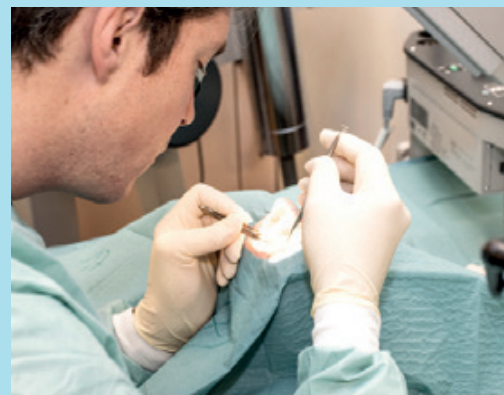
Details

Hosted by:	Ursula Schmidt-Erfurth MD, Prof.
Course directors:	Andreas Kuchar MD, Prof. Gerald Schmidinger MD, Prof.
Faculty:	Andreas Kuchar MD, Prof., Gerald Schmidinger MD, Prof. Reinhard Told, MD, Roman Dunavölgyi MD, Jan Lammer MD
Location:	Vienna General Hospital (AKH) / Neurosurgical Laboratory
Date:	January 13 th - 15 th 2021
Course language:	English
Registration:	Via attached registration form or go to www.opthalmictrainings.com
Closing date:	December 2 nd 2020 Please note: limited number of 18 participants
Participation fee:	EUR 2.890,- (+ 20% VAT)
Dress code:	Comfortable; laboratory clothing will be provided
Terms:	Participation is subject to available places. The General Terms and Conditions of advanced ophthalmic trainings are valid (available for download at the homepage of advanced ophthalmic trainings).

Impressions of previous courses and participants' comments

„Great course - better than any congress“

„Simply unique, thank you“



Impressions



„I've never experienced anything similar“

„Thank you for the hints and patience“

Registration – Fax: +43 2243 20 898 15

I hereby register for the „12th International course on ophthalmic and oculoplastic reconstruction and trauma surgery“, January 13th - 15th 2021, Vienna General Hospital, at the participation fee of EUR 2.890,- (+ 20% VAT):

☐ Male ☐ Female

Title:..... Name:..... Surname:.....

Street/Number:..... Zip-Code, City:..... Country:.....

Hospital:..... Department/Function:.....

Phone:..... Fax:.....

E-Mail:..... (to get more information about the course via E-Mail)

This personal registration is binding. Within 3 days after the registration and subject to free places I will receive a written confirmation of my registration together with the invoice and the bank details for the transfer of the participation fee. I will be informed if the training course is already fully booked and if there is an alternative date for this training course. In this case I may disregard my registration.

With my signature I accept the General Terms and Conditions of advanced ophthalmic trainings.
(available at www.opthalmictrainings.com).

Date, Signature:.....

advanced ophthalmic trainings® is a brand of BMMC.

BMMC - Brands Minds Media Communication,

Inkustrasse 1-7/3/2.OG, A-3400 Klosterneuburg,

E-Mail: office@ophthalmictrainings.com, Web: www.opthalmictrainings.com,

CRN: FN 410961f, UID: ATU68514155

Register now by registration form inside
or at www.opthalmictrainings.com



Be the first to know and become a fan of
advanced ophthalmic trainings on facebook®

www.facebook.com/opthalmictrainings



At a glance:

- Course directors: leading experts in ophthalmic and oculoplastic reconstruction and trauma surgery
- Three days hands-on course on unmodified human tissue (cadaver) not older than 24-48 hours
- Minimum of 14 hours of practical training for each participant
- A team of 6 ophthalmo-surgical experts to assist you personally
- Discussion of specific operations by faculty members
- Full state-of-the-art surgical workstation for each participant
- Detailed personal script
- Coffee breaks and lunch included
- Social evening at a typical Viennese location with authentic food

Contact: BMMC - Brands Minds Media Communication

Tel.: +43 (0) 2243 / 20 898 | Fax.: +43 (0) 2243 / 20 898 15 | Mail: office@ophthalmictrainings.com

advanced ophthalmic trainings®
is a brand of **BMMC.**