



Academia Ophthalmologica Belgica

Abstract submission deadline
September 10, 2010

Brussels EXPO
November 24-26, 2010
www.ophthalmologia.be

PRELIMINARY PROGRAMME

O B 2010

Academia Ophthalmologica Belgica

CONTENTS

Organization committee	5
Organizing societies	6
Scientific committee	7
Message from the President	8
General information	10
Programme overview: 24-11-2010	11
25-11-2010	12
26-11-2010	13
Programme by day: BSOPRS	15
BSONT	16
BOV-ABO	18
Poster session	19
BBO-UPBMO	20
Faculty meets Industry	21
SBO-BOG rapport	22
BSA	24
Interactive Surgical Course-ISC	26
BGS	28
NOC	29
PED & LOW	30
Congress dinner	31
OBAO	32
BSCRS	33
BIO - FAB	34
BVVB-OBPC	35
Award ceremony	36
Interactive Clinical Courses - ICC: 24-11-2010	38
25-11-2010	41
26-11-2010	43
Wetlabs: 24-11-2010	46
25-11-2010	48
26-11-2010	49
Guidelines: for online submission of abstracts	50
for poster presentations	51
for speakers	52
Registration	54
Registration forms	55
Convention center	57
Hotels	58

O B 2010

Academia Ophthalmologica Belgica

ORGANIZATION COMMITTEE



President
Antonella BOSCHI



Past-president &
Vice-president
Thierry ZEYEN



Programme
Secretary
Philippe KESTELYN



Treasurer
Werner
SPILEERS



ICC - ISC
Veva DE GROOT



Wetlab
Jean-Luc MELARD



Audio-visual
Joachim VAN CALSTER



Organization
Marlene Verlaeckt

ORGANIZING SOCIETIES

AOB	Academia Ophthalmologica Belgica
BBO-UPBMO	Belgische Beroepsvereniging van Oogheekundigen Union Professionnelle Belge des Médecins Spécialistes en Ophtalmologie et Chirurgie Oculaire
BGS	Belgian Glaucoma Society
BIO	Belgian Immuno Ophthalmology Club
BOV-ABO	Belgische Orthoptische Vereniging Association Belge d'Orthoptie
BSA	Belgian Strabismological Association
BSCRS	Belgian Societies of Cataract and Refractive Surgery
BSONT	Belgian Society of Ophthalmic Nurses & Technicians
BSOPRS	Belgian Society of Oculoplastic and Reconstructive Surgery
BVVB-OBPC	Belgische Vereniging ter Voorkoming van Blindheid Organisation Belge pour la Prévention de la Cécité
FAB	Fluorescein Angiography Club Belgium
NOC	Neuro Ophthalmology Club
OBAO	Organisatie van Belgische Assistenten in Oftalmologie Organisation Belge des Assistants en Ophtalmologie
PED & LOW	Pediatric Ophthalmology & Low Vision Rehabilitation
SBO - BOG	Société Belge d'Ophtalmologie - Belgisch Oftalmologisch Gezelschap

SCIENTIFIC COMMITTEE

Scientific programme secretary	Philippe KESTELYN
AOB	Patrick DE POTTER - Werner SPILEERS
BBO-UPBMO	Peter VAN BLADEL - Philippe HUYGHE
BGS	Adèle EHONGO - Thierry ZEYEN
BIO	Laure CASPER
BOG	Philippe KESTELYN - Joachim VAN CALSTER
BOV-ABO	Hilde JANSSENS - Alain BAUWENS
BSA	Sabine PRINSEN - Demet YUKSEL
BSCRS	Ed TACKOEN - Jean-Michel LEMAGNE
BSONT	Caroline TIMMERMAN - Carine VERBIEST
BSOPRS	Veva DE GROOT - Paul JONCKHEERE
BVVB-OBPC	Philippe KESTELYN - Marie-José TASSIGNON
FAB	Anne DEWACHTER
NOC	Cécile ANDRIS - Antonella BOSCHI
OBAO	Pieter-Paul SCHAUWVLIEGHE - Julie BARBRY
PED & LOW	Ann DEBACKERE - Hilde DECONINCK
SBO	Paul CROUGHS - Bernadette SNYERS
OB Free papers / Posters	Antonella BOSCHI
Wetlabs	Jean-Luc MELARD
Interactive Clinical Courses	Veva DE GROOT
Interactive Surgical Course	Veva DE GROOT

MESSAGE FROM THE PRESIDENT



Beste collega's, beste vrienden,

Ter gelegenheid van haar 19de editie, zal Ophthalmologica Belgica dit jaar oogartsen, assistenten in opleiding, orthoptisten, verpleegsters en belgische technici verenigen.

Dankzij de inspanning van elke wetenschappelijke vereniging is de deelname van buitenlandse sprekers aan OB alsmear belangrijker, wat een bijzonder winstgevende uitwisseling zal toelaten. Het rapport van dit jaar, georganiseerd door Prof. Philippe Kestelyn, zal, met de medewerking van talrijke internationale voordrachtgevers, het thema van de "infectieuze uveïtis" behandelen en zal de erkenning van de EBO ontvangen.

Teneinde het wetenschappelijk niveau van OB jaarlijks te verbeteren en om zo goed mogelijk te voldoen aan uw verwachtingen, verbindt het comité van OB 2010 zich ertoe om jaarlijks "based evidence" symposiums te laten organiseren door de verschillende wetenschappelijke vennootschappen.

Om zo goed mogelijk aan de verwachtingen tegemoet te komen van de deelnemers aan het OB congres heeft het OB 2010 organisatie comité besloten om ieder jaar een wetenschappelijke vereniging te vragen de recente aanwinsten te bespreken zowel wat diagnose als behandeling betreft. Voor het eerst zal dit jaar deze stand van zaken worden opgemaakt door de Belgian Glaucoma Society met een "comprehensive update for ophthalmologists" symposium.

Wij hebben echter uw medewerking nodig en rekenen op uw actieve deelname aan het wetenschappelijke programma. De "Interactive Clinical Courses" zijn altijd een groot succes, dankzij uw fundamentele inspanningen om deze interactief te maken.

Oculoplastische chirurgie zal het onderwerp van de "Surgical Interactive course" vormen. Bijzondere aandacht zal aan presentaties en posters worden geschonken teneinde het niveau van hun vast te stellen. Talrijke prijzen zullen worden uitgereikt aan de beste onder hen.

Afspraak op 24-25 november in Brussels Expo! Moge 2010 een verrijkend jaar zijn!

Prof. Antonella Boschi
Voorzitter OB 2010

MESSAGE FROM THE PRESIDENT



Chers Collègues, chers Amis,

Cette année, pour sa 19ème édition, Ophthalmologia Belgica réunira encore ophtalmologues, assistants en formation, orthoptistes, infirmières, et techniciens Belges.

Grâce à l'effort de chaque société scientifique, la participation à OB des orateurs étrangers est de plus en plus importante, ce qui permettra des échanges particulièrement fructueux.

Le rapport de cette année, organisé par le Prof. Philippe Kestelyn, avec la collaboration de nombreux conférenciers internationaux, traitera des «Uvéites Infectieuses» et recevra l'accréditation EBO.

Dans le souci d'améliorer chaque année le niveau scientifique d'OB et de répondre au mieux à vos attentes, le comité d'OB 2010 s'engage à ce que chaque année une des sociétés scientifiques s'investisse à réaliser pour un sujet bien précis, une mise au point compétente tant concernant le diagnostic que la thérapie. C'est la «Belgian Glaucoma Society» qui cette année réalisera le premier «comprehensive update for ophthalmologists» symposium.

Mais, nous avons besoin et comptons sur votre collaboration et participation active au programme scientifique. Les «Interactif Clinical Courses» ont toujours un grand succès, grâce à votre effort fondamental de les rendre interactifs.

De même pour le «Surgical Interactif course», qui cette année traitera de la chirurgie oculo-palpébrale.

Une attention particulière sera encore portée aux présentations affichées (poster) afin d'en relever leur niveau d'intérêt. Des nombreux prix seront octroyés aux meilleures d'entre eux.

Rendez-vous le 24-25 et 26 novembre à Brussels Expo, et que cette année 2010 puisse être enrichissante.

Prof. Antonella Boschi
Présidente OB 2010

GENERAL INFORMATION

OB Office

AOB vzw - asbl - OB 2010: Werkgroep - Groupe de travail
Kapucijnenvoer 33, 3000 Leuven - OB2010@ophthalmologia.be
BE 0862.155.596

Venue and dates

The congress will take place from Wednesday 24 to Friday 26, November 2010 at Brussels EXPO, Pal. 10 - Place de Belgique - Belgiëplein, 1020 Brussels.

Exhibition

The exhibition will be open during the congress from 09:00 to 18:00.

Registration

All participants will receive their congress material at the registration desk. The registration desk will be open from 08:00 to 18:00.

Entitlements

Payment of the registration fee entitles delegates to participate at the entire congress programme and the admission to the permanent coffee bar and sandwich lunch in the exhibition hall. The final programme will be sent to the preregistered participants in order of payments before November 15, 2010. The others will receive their documents at the registration desk.

Catering

Coffee during the whole congress and sandwiches during lunchtime are included in the registration fee and will be served at the coffee bar in the foyer and during the poster session in the poster area.

Badges

Please remember to wear your badge throughout the congress. In case of loss of the name badge, a fee of 15 EUR will be charged for a duplicate.

Audiovisual support room

Will be open on Tuesday from 17:00 to 20:00 and from Wednesday to Friday from 07:30 to 17:30. Bring your presentation at least two hours prior to your session to the Audiovisual support room.

Internet

Internet access is available at the internet corner, located in the Foyer.

Accreditation

Accreditation is requested and will be organised on site for each half day of attendance to the scientific programme of OB2010.

Cancellation and refunds

Refunds up to 75% of the advance registration fee will be granted for cancellation received in writing prior to November 16, 2010. Refund will not be granted for later cancellations or no-shows.

OVERVIEW

Wednesday, 24 November 2010

	Hall A	Hall B	Hall C	Hall D	Hall E	Hall Wetlab	Hall G-Eyelid		
09:00									
10:00	BSOPRS	BSONT-N	BSONT-F	BOV-ABO	ICC-W1	Wetlab-1 Non Perfo sclerectomy for beginners			
11:00									
12:00					ICC-W2	Wetlab-2 Phaco for beginners			
13:00	OB Poster session > in O'Bistro								
14:00	BBO-UPBMO	BSONT-N	BSONT-F	ICC-W5	ICC-W3	Wetlab-3 Non Perfo sclerectomy for beginners	Wetlab Eyelid surgery 1		
15:00									
16:00									
17:00				ICC-W6	ICC-W4		Wetlab Eyelid surgery 2		
18:00									
19:00			Faculty meets Industry > in exhibition area						

OVERVIEW

Thursday, 25 November 2010

	Hall A	Hall B	Hall C	Hall D	Hall E	Hall Wetlab
09:00						
10:00	SBO-BOG Rapport	BSA			ICC-T1	
11:00						
12:00					ICC-T2	Wetlab-4 Conversion phaco to extracapsular cataract extraction
13:00	ISC: Interactive Surgical Course > in Hall A					
14:00						
15:00	BGS	OB Free papers 1	NOC	PED & LOW	ICC-T3	Wetlab-5 Learning Phaco Chop
16:00						
17:00		OB Free papers 2			ICC-T4	Wetlab-6 Phacic IOL
18:00						
19:00	Shuttle leaves at 19:00 from Holiday Inn Bxl EXPO to Villa Empain					
20:00	Congress dinner in Villa Empain					
...						
23:00						

OVERVIEW

Friday, 26 November 2010

	Hall A	Hall B	Hall C	Hall D	Hall E	Hall Wetlab
09:00						
10:00	OBAO	BSCRS	OB Free papers 3	FAB	ICC-F1	Wetlab-7 Penetrating keratoplasty
11:00			OB Free papers 4		ICC-F2	Wetlab-8 Phaco for beginners
12:00	Award ceremony > in Hall A					
13:00						
14:00	OBAO	BSCRS	ICC-F5	FAB	ICC-F3	Wetlab-9 Vitrectomy for beginners
15:00			ICC-F6	BVVB-OBPC	ICC-F4	
16:00						
17:00						

O B 2010

Academia Ophthalmologica Belgica

BSOPRS

Hall A

Belgian Society of Ophthalmic Plastic and
Reconstructive Surgery

Oculoplastic traumatology

Moderators: Jean-Michel Lemagne / Paul Jonckheere

- Trauma of the eyelids
PARIDAENS D, Rotterdam
- Trauma of the orbit
REYCHLER H, Brussels
- Trauma of the lacrimal system
FAYET B, Paris
- Iatrogenic trauma

BSONT**Hall B****Belgian Society of Ophthalmic Nurses & Technicians****NEDERLANDSTALIG**

Diabetes / Oogtumoren en oogprothesen / Omgaan met patiënten / Sterilisatie instrumenten

- Inschrijving
- Openingswoord door prof. Boshi A, voorzitter OB 2010
- Openingswoord door Timmerman C, voorzitter BSONT
- Inleiding door Prof. Tassignon, meter van het congres
- Diabetes door:
 1. endocrinoloog
 2. oogarts
 3. diabetesconsulent
- Oogtumoren, oogprothesen
- **Lunch**
- Omgaan met patiënten: agressie, angst ...
- Sterilisatie en omgaan met instrumenten (wegwerp)
- Vraagstelling over congres

BSONT**Hall C****Belgian Society of Ophthalmic Nurses & Technicians****FRANCOPHONE**

Chirurgie réfractive / Le diabète / La low-vision / Patient agressif / L'uvéite

- Accueil et inscription
- Ouverture par la présidente de l'OB, prof. Antonella Boschi
- Mot de la présidente de la BSONT, Madame Caroline Timmermans
- Introduction par le prof. Claire Verougstraete qui parraine le congres 2010
- Chirurgie réfractive:
 1. Laser
 2. Implant
 3. Dernières technologies

ASSAF J, Brussels

- Le diabète en général et ses complications
VANDELEEN B, Endocrinologue, Brussels
- Le diabète et l'oeil
SNYERS B, GUAGNINI AP, Brussels
- Vision basse chez l'adulte et l'enfant
DECONINCK H, Brussels
- **Lunch**
- Comment faire face a un patient agressif
- l'Uveite : y a t'il des signes ou symptomes significatifs ?
CASPERS, Brussels
- Questions et réponses

BOV-ABO**Hall D**

Belgische orthoptische Vereniging
Association Belge d'Orthoptie

Visual comfort ...**Contrast sensitivity**

- Vision beyond visual acuity
LEROY BP, Gent
- Contrastgevoeligheid binnen de visuele revalidatie
COECKELBERGH T, Antwerpen


Lightening and filters

- Functie-ondersteuning bij slechtzienden d.m.v. verlichting
RIEMSLAG F
- Aanpassing van filterglazen
VAN MECHELEN M, Brussels

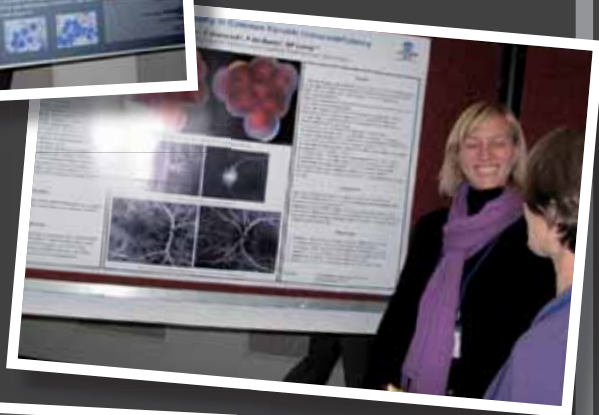
Asthenopia

- Inleiding, diagnostisch schema
VAN LAMMEREN M, Leuven
- Optical causes of asthenopia; technical aspects and cases
- Binocular causes of asthenopia; cases

Wednesday November 24, 2010
12:30 - 14:00
in O'Bistro



AOB prize 2009



POSTER SESSION

BBO-UPBMO**Hall A**

Beroepsvereniging van Oogheekundigen
Union Professionnelle Belge des Médecins Spécialistes en
Ophthalmologie et Chirurgie Oculaire

Recente (r)evoluties in de Belgische oogheekunde **(R)evolutions récentes dans l'optalmologie Belge**

- Y at-il un avenir pour la chirurgie oculaire en milieu hospitalier
VAN DEN OEVER R
- Discussion
- Is er een toekomst voor de extramurale oogheekunde
CALCOEN P
- Vragen
- Break
- Lignes directrices pour les injections intra-vitréennes
POSTELMANS L, Brussels
- Discussion
- Een “all-in” pathologiefinanciering voor Belgische ziekenhuizen?
VAN DE VOORDE C

in samenwerking met het SOOS / en collaboration avec le SOOS

Wednesday, November 24, 2010
17:30 - 20:00
Exhibition area

Open to all participants
of the congress and
the exhibition



FACULTY MEETS INDUSTRY

SBO-BOG RAPPORT

Hall A

Société Belge d'Ophtalmologie - Belgisch Oftalmologisch Gezelschap

Infectious uveitis: an update

Moderator: Philippe KESTELYN

- New diagnostic modalities for infectious uveitis
DEGROOT J, Utrecht
- Syphilis: reemergence of an old enemy
CASPERS L, Brussels
- Tuberculosis in areas of high prevalence
GUPTA A, tbc
- Tuberculosis in areas of low prevalence
WILLERMAIN F, Brussels
- Cat Scratch disease
KERKHOFF FT, Utrecht
- Lyme disease
LEFEVRE P, Brussels
- Break

SBO-BOG RAPPORT

Hall A

Société Belge d'Ophtalmologie - Belgisch Oftalmologisch Gezelschap

Infectious uveitis: an update

Moderator: Philippe KESTELYN

- Fuchs uveitis: syndrome or disease?
HERBORT C, Lausanne
- Anterior uveitis and viral pathogens
DESCHRYVER I, Gent
- The widening spectrum of herpetic retinopathies
BODAGHI B, Paris
- Posterior uveitis and new viral pathogens
KHAIRALLAH M, Monastir
- New insights in the epidemiology and the pathogenesis of ocular toxoplasmosis
PAVESIO C, Moorfields
- Onchocerciasis: a new look at an old disease
KESTELYN P, Gent

BSA

Hall B

Belgian Strabismological Association

How to manage torticollis ?

Moderator: Carl GOBIN

- Introduction: Vincent PARIS
- Ocular causes for abnormal head posture besides strabismus
DE TEMMERMAN S, Brussels
- **GUEST SPEAKER:**
Neurological approach of torticollis in children
NASSOGNE MC, Brussels
- Dampening position of nystagmus
DE NIJS E, Brussels
- Discussion
- Break
- Ocular strategies associated with abnormal torsion
PARIS V, Liège
- Infantile strabismus and fixation
FRESON C, Liège
- Restrictive and paretic oculomotor disorders
ANDRIS C, Liège
- Discussion

O B 2010

Academia Ophthalmologica Belgica

INTERACTIVE SURGICAL COURSE

Hall A

12:30 - 14:00

Thursday, 25/11/2010

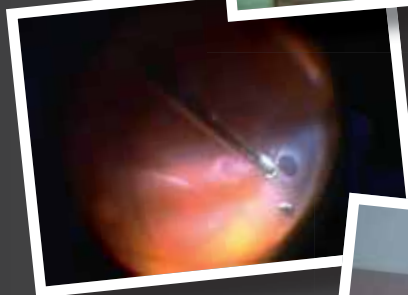
A panel of surgeons will show short video's to discuss their preferred techniques to treat of the following common problems:

- punctum stenosis
- severe dry eyes necessitating punctal occlusion
- conjunctivochalasis
- age related entropion
- pterygium

Organizer: Veva De Groot
- Open to all delegates -

**Thursday, November 25, 2010
12:30 - 14:00
Hall A**

**Open to all participants
of the congress and
the exhibition**



INTERACTIVE SURGICAL COURSE

BGS**Hall A****Belgian Glaucoma Society****COMPREHENSIVE
UPDATE FOR
OPHTHALMOLOGISTS**

The Ten Commandments in daily glaucoma management

Moderators: *Roberte HERZEEL, Thierry ZEYEN*

Pfizer Research Award 2010

1. You shall examine the optic disc carefully
DE GROOT V, Antwerp
2. The thicker the better
HOSTE A, Brussels
3. Never walk without your gonioscope
DETRY M, Brussels
4. You shall evaluate rates of progression
ZEYEN T, Leuven
5. When in doubt, refer to another specialist
GOETHALS M, Leuven
6. Decide how low you ought to go
HONDEGHEM K, Antwerp
7. You shall not exceed maximum medical treatment
EHONGO A, Brussels
8. When in doubt, leave BAK out
STEVENS AM, Gent
9. Don't delay surgery
COLLIGNON N, Liège
10. Honor phaco, for it can lower intraocular pressure
KESTELYN P, Gent

NOC

Hall C

Neuro Ophthalmology Club

How do I manage an optic neuropathy ?

Moderator: *Cécile ANDRIS*

- Welcome
Topical Diagnosis of acquired optic nerve disorders
ANDRIS C, Liège
- Is it a Papilledema?
- **GUEST SPEAKER:**
What is the best management for pseudotumor cerebri?
MILEA D, Angers
- What is the evaluation of Optic Neuritis?
BELACHEW S, Liège
- Ischemic Optic Neuropathies
ANDRIS C - SPRYNGER M, Liège
- Chronic Optic Neuropathies. Is it Glaucoma? Or Not?
COLLIGNON N, Liège
- Should traumatic optic neuropathy be treated? When and how?
Compressive and infiltrative Optic Neuropathies
How do you manage Toxic and Nutritional Optic Neuropathies?
ANDRIS C, Liège
- **GUEST SPEAKER:**
Hereditary Optic Neuropathies
MILEA D, Angers
- Conclusions

PED & LOW**Hall D****Pediatric Ophthalmology & Low vision Rehabilitation****Corneal disorders in children:
how to treat these amblyogenic pathologies**

- **Introduction**
- Megalocornea
MEIRE F, Damme
- Congenital opaque cornea; diagnostic techniques, classification and surgical approach
NISCHAL K, London
- **Break**
- Corneal endothelial dystrophy
DESIR J, Brussels
- Corneal ulcer in children; diagnosis, treatment and results of corneal graft in children
DUCHESNE B, Liège
- Presentation of cases and discussion on therapeutic management
Panel: NISCHAL K and DUCHESNE B

Thursday, November 25, 2010
20:00
Villa Empain



CONGRESS DINNER

Avenue Franklin Rooseveltlaan 67 - 1050 Brussels
www.villaempain.com

OBAO**Hall A**

Organisatie van Belgische Assistenten in Oftalmologie
Organisation Belge des Assistants en Ophtalmologie

Emergency in neuro-ophthalmology

Moderator: *Julie BARBRY*

- Acute unilateral visual loss
MILEA D, Angers
- Acute bilateral visual loss
BORRUAT FX, Lausanne
- Transient visual loss
ANDRIS C, Liège
- **Break**
- Anisocoria
KAWASAKI A, Lausanne
- Imaging in neuro-ophthalmology
SPILEERS W, Leuven
- **Lunch**
- Transient-recurrent diplopia gaze evoked
CORDONNIER M, Brussels
- Painful ophthalmoplegia
DE KEIZER M, Antwerp
- **Break**
- Persistent diplopia- workup for acute oculomotor nerve palsies
BOSCHI A, Brussels
- Clinical cases

BSCRS

Hall C

Belgian Societies of Cataract and Refractive Surgery

**Regular and irregular astigmatism:
contact lenses, corneal and intra-ocular surgery**

FAB**Hall D****Fluorescein Angiography Club Belgium****Retinal Vascular Disease**

Moderator: Anne DEWACHTER

- Challenging Cases of Retinal Vascular Disease
- Case Reports
- Break
- **KEYNOTE LECTURE**
Macular Telangiectasis
EGAN C, London
- Break

BIO**Belgian Immuno Ophthalmology Club**

Moderators: Anne DEWACHTER en Laure CASPERS

- Case reports

BVVB-OBPC**Hall D**

**Belgische Vereniging ter Voorkoming van Blindheid
Organisation Belge pour la Prévention de la Cécité**

Hulp bij mobiliteit en gebruik van mentale voorstellingen en modellen

Aides à la mobilité et images mentales

- Aperçu des aides : Mobilité - Orientation - Navigation
DESORBAY T
Thérapeute en Mobilité et Orientation
CRF HORUS
- Satellietnavigatie en sprekende bakens voor blinden en slechtzienden
VAN DEN BREEDE G
Hulpmiddelenconsulent visus
KOC Kenniscentrum Hulpmiddelen, VAPH
- Echolokalisatie en Electronic Travel Aids
NACHTERGAELE MJ
Diensthofd Mobiliteit en Oriëntatie
Brailleliga vzw
- Mobilité et gestion mentale
EYCKERMAN A
Psychologue, président honoraire ALFPHV
Amis des Aveugles asbl
- Extrait du film 'Vivre sans les yeux'

AWARD CEREMONY

Hall A

Friday, 26/11/2010

12:30 - 13:30

Moderator: Patrick De Potter, President AOB

Poster awards

- Best case 300 EUR
- Best overall
AOB Travel grant for EVER 2011 congress: 500 EUR

FRO awards



Prizes of the Stichting Brailleliga / Ligue Braille Foundation

Friday, November 26, 2010
12:30 - 13:30
Hall A



AOB award 2009



AWARD CEREMONY

INTERACTIVE CLINICAL COURSES

Organizer: Veva De Groot
- Registration required -

Wednesday, 24/11/2010

09:00 - 10:30 **ICC - W1 | Intermediate** **Hall E**

Artisan/Artiflex Lens Implantation: a step by step approach

BUDO C, GOES F jr, NUIJTS R, TERMOTE H

Indications and preoperative examinations(OCT) will be outlined. Videos will be used to teach the different steps of this procedure in a didactic manner. Postoperative long term results and encountered peroperative difficulties and their solutions will be shared. The various advantages of this procedure over other phakic IOL solutions to correct high myopia, (hyperopia) and astigmatism will become evident.

11:00 - 12:30 **ICC - W2 | Basic** **Hall E**

Le traitement de l'amblyopie

CORDONNIER M, SOYER T

Les aspects pratiques, diagnostiques et thérapeutiques de l'amblyopie strabique et non strabique seront abordés, avec démonstration de cas cliniques associée à une session de questions-réponses pour chaque étape du traitement.

INTERACTIVE CLINICAL COURSES

Organizer: Veva De Groot
- Registration required -

Wednesday, 24/11/2010

14:00 - 15:30 **ICC - W3 | Basic** **Hall E**

Sensorial ophthalmological treatments revisited

PARIS V

Our knowledges concerning the duration of occlusion in the treatment of functional amblyopia has deeply changed. The use of small power prisms is successfully and extensively used by optometrists but rarely by ophthalmologists. Sensorial indications of strabismus surgery in adults developed but rarely indicated by ophthalmologists. The aim of this course is to learn about new but crucial aspects of treatment of monocular and binocular vision in the daily practice.

16:00 - 17:30 **ICC - W4 | High** **Hall E**

Advanced Cataract Surgical tricks and tips

TASSIGNON MJ, BUDO C, BLANCKAERT J, GALAND A, VAN LOOVEREN J

The aim of this course is to propose different surgical tips and tricks to solve difficult cases of cataract surgery. This course will be mainly video based and will cover difficult cases like small pupils, iris repair, toric IOLs, IOL exchange, posterior capsulorhexis for bag-in-the-lens IOL and which implant in the absence of the capsular bag. It will also cover the management of posterior capsule rupture and dropped nucleus. The attendees will be stimulated to discuss the pros and cons of the surgical proposals with the faculty.

INTERACTIVE CLINICAL COURSES

Organizer: Veva De Groot
- Registration required -

Wednesday, 24/11/2010

14:00 - 15:30 ICC - W5 | Intermediate Hall D

Démarche diagnostique devant une uvéite antérieure

MAKHOUL D, KOCH P, WILLERMAIN F

Les uvéites antérieures sont les formes les plus fréquentes d'inflammation intraoculaire. Elles touchent essentiellement des patients jeunes entre 20 et 50 ans et peuvent avoir de nombreuses causes. Récemment, une origine virale a pu être attribuée à des atteintes que l'on pensait idiopathique. Le but de ce cours est de proposer une démarche diagnostique devant une uvéite antérieure en se basant en premier lieu sur les différentes caractéristiques cliniques. Les nouvelles techniques biologiques appliquées sur les liquides intraoculaires seront également introduites.

16:00 - 17:30 ICC - W6 | Basic Hall D

Prise en charge orthoptique de la diplopie

DEFRETIN MH, SCHMIT P

Le but de cette rencontre est de donner et/ou de rappeler aux participants les points essentiels et de leur donner les clefs diagnostiques permettant d'analyser une diplopie binoculaire et d'en orienter au mieux la prise en charge. Les diplopies d'origine paralytique (acquises ou congénitales), post-opératoires et les décompensations phoriques seront envisagées. Leur attitude thérapeutique sera discutée.

Cette approche pragmatique contribuera à rendre plus aisée la prise en charge de ces pathologies invalidantes.

INTERACTIVE CLINICAL COURSES

Organizer: Veva De Groot
- Registration required -

Thursday, 25/11/2010

09:00 - 10:30 **ICC - T1 | Basic** **Hall E**

Updates in keratoconus and other corneal ectasias

CHAVES A

The goal of this course is to discuss about the corneal ectasias starting from their differential diagnosis, updating the new techniques and tools available for the diagnostic, as well as their clinical and surgical different treatment modalities.

11:00 - 12:30 **ICC - T2 | Intermediate** **Hall E**

La tomographie par cohérence optique à haute résolution (Spectralis): interprétation et aspects pratiques

RASQUIN F, DEMOLS P

L'imagerie rétinienne obtenue par les nouvelles techniques de tomographie par cohérence optique à haute résolution nous apporte une meilleure définition des structures rétiniennes et ainsi des informations supplémentaires utiles dans notre compréhension des pathologies rétiniennes. Le but de ce cours est de familiariser les participants à cette nouvelle imagerie au travers de nombreux cas cliniques.

INTERACTIVE CLINICAL COURSES

Organizer: Veva De Groot
- Registration required -

Thursday, 25/11/2010

14:00 - 15:30 **ICC - T3 | Basic** **Hall E**

Les Uvéites Postérieures: n'en ayons plus peur !

LEFEBVRE P, KOZYREFF A

Les uvéites postérieures sont souvent une source d'inquiétude. Nous expliquerons comment reconnaître un panel d'uvéites postérieures, comment les traiter, quand les référer.

16:00 - 17:30 **ICC - T4 | Intermediate** **Hall E**

Anisocorie! Wat nu?

SPILEERS W

Als we geconfronteerd worden met een anisocorie is een gestructureerde onderzoeksplanning noodzakelijk: pupilreflexen, anisocorie in licht en donker, ooglid?, subjectieve klachten?, ...
Zijn collyriumtesten nuttig/noodzakelijk? Is verdere (neurologische) investigatie noodzakelijk?
Een praktisch plan wordt voorgesteld en interactief getoetst.

INTERACTIVE CLINICAL COURSES

Organizer: Veva De Groot
- Registration required -

Friday, 26/11/2010

09:00 - 10:30 **ICC - F1 | Basic** **Hall E**

Ophtalmoplegies inter et supranucleaires une fois pour toutes

BARLET T

Les désordres inter et supranucléaires : Seront abordés, les bases anatomocliniques, les bases physiologiques et physiopathologiques et surtout les pathologies et syndromes concernant l'ophtalmologue dans sa pratique régulière.

Vous avez du mal à repérer, à les examiner et la conduite à tenir face à de tels diagnostics vous échappe.

Voici une manière claire et épurée d'approcher les désordres inter et supranucléaires. Ce cours vise à présenter les choses sous un angle pertinent et aisé à appliquer en pratique.

11:00 - 12:30 **ICC - F2 | Basic** **Hall E**

Interprétation du champ visuel Humphrey en pratique courante

EHONGO A

But : Pouvoir interpréter un relevé de champ visuel en périmétrie automatique standard Humphrey en évitant les pièges classiques. De façon systématique, et en s'appuyant de cas cliniques, les données de la feuille des résultats sont parcourues. Pour chaque paramètre, les pièges, les limites et les solutions sont abordés, ainsi que les alternatives éventuelles. Pour les glaucomes débutants, l'intérêt de la périmétrie en doublement de fréquence est discuté.

INTERACTIVE CLINICAL COURSES

Organizer: Veva De Groot
- Registration required -

Friday, 26/11/2010

14:00 - 15:30 **ICC - F3 | Basic** **Hall E**

Onverklaarde visusdaling: een reisgids

SPILEERS W

Een praktische handleiding voor de exploratie van onverklaarde visusdaling wordt voorgesteld.
Wanneer is electrofysiologie nuttig? Wat leert het gezichtsveldonderzoek? Dan toch beeldvorming (CT-NMR?) aanvragen? Is de visusdaling objectief? Een interactieve rondleiding eindigt met een praktisch en dagelijks toepasbaar schema.

16:00 - 17:30 **ICC - F4 | Basic** **Hall E**

I2I, een communicatietechniek om therapie-ontrouw op te sporen

HONDEGHEM K, DE GROOT V, STEVENS A

Het is geweten dat de meerderheid van onze patienten vaak niet therapietrouw zijn en dat dit een zeer belangrijke rol speelt in de progressie van een ziekte. Toch is het moeilijk om deze therapieontrouw te ontdekken en om de oorzaken van non-compliance te identificeren.
Tijdens deze cursus demonstreren we een aanbevolen communicatietechniek om slechte therapietrouw op te sporen en zelfs in te spelen op de onderliggende oorzaak van deze ontrouw. Dit wordt gedemonstreerd aan de hand van enkele patiënt-dokter scènes. Deze praktische tips kan U dagelijks gebruiken in uw praktijk, zonder veel extra tijdverlies.

INTERACTIVE CLINICAL COURSES

Organizer: Veva De Groot
- Registration required -

Friday, 26/11/2010

14:00 - 15:30 **ICC - F5 | Intermediate** **Hall C**

Patient selection for Multifocal and or accommodative IOL's. How can we improve!

GOES FJ, WERNER H, VATERRODT T

To present outcomes of a prospective study whereby patients were recruited for multifocal or accommodative IOL implantation after having filled in a questionnaire based upon psychology tests such as: LP 50+ Test-. Personality aspects of competence, tidiness, sense of duty, ambition, self-discipline and deliberateness were analysed beforehand and tested against outcomes afterwards. The goal is to exclude the eventual unhappy patient after multifocal IOL implantation before they undergo surgery. Outcomes will demonstrate if any preoperative analysis of patient's personality will be helpful in patient selection.

16:00 - 17:30 **ICC - F6 | Basic** **Hall C**

I2I, ou comment détecter les causes de non-observance d'un patient glaucomateux à son traitement

DETRY M, COLLIGNON N, EHONGO A

La non-observance au traitement antiglaucomateux est fréquente et difficile à déceler en pratique. I2I est un outil de formation à la communication pour apprendre à poser les « bonnes » questions au patient, détecter rapidement si celui-ci est observant à son traitement et identifier quelles sont les causes de non-observance et d'absence de préoccupation du patient vis-à-vis de sa maladie. I2I propose quelques solutions pour remédier aux problèmes décelés.

WETLABS

Coordinator: Jean-Luc MELARD
- Registration required -

Wednesday, 24/11/2010

Hall F

09:00 - 10:30 **Wetlab 1** **Basic**

Glaucoma - Non Perfo sclerectomy for beginners
KESTELEYN P

11:00 - 12:30 **Wetlab 2** **Basic**

Cataract - Phaco for beginners
HOEBEKE M

14:00 - 15:30 **Wetlab 3** **Basic- intermediate**

Glaucoma - Non Perfo sclerectomy for beginners
COLLIGNON N

Hall G - Eyelid

14:00 - 15:30 **Wetlab Eyelid surgery 1** **Basic**

JONCKHEERE P - BETZ P

16:00 - 17:30 **Wetlab Eyelid surgery 2** **Basic**

JONCKHEERE P - BETZ P

Registration required



WETLABS

WETLABS

Coordinator: Jean-Luc MELARD
- Registration required -

Thursday, 25/11/2010

Hall F

11:00 - 12:30 **Wetlab 4** **Intermediate**

**Cataract - Conversion from phaco to extracapsular
cataract extraction**

LEMAGNE JM

14:00 - 15:30 **Wetlab 5** **Advanced**

Cataract - Learning Phaco Chop

HAUSTERMANS A

16:00 - 17:30 **Wetlab 6** **Advanced**

Refractive - Phacic IOL

TERMOTE H

WETLABS

Coordinator: Jean-Luc MELARD
- Registration required -

Friday, 26/11/2010

Hall F

09:00 - 10:30	Wetlab 7	Basic
	Cornea - Penetrating keratoplasty <i>SCHROOYEN M</i>	
11:00 - 12:30	Wetlab 8	Basic
	Cataract - Phaco for beginners <i>DE GROOT V</i>	
14:00 - 15:30	Wetlab 9	Basic - intermediate
	Vitrectomy - Vitrectomy for beginners 1 <i>NEERINCKX F</i>	
16:00 - 17:30	Wetlab 10	Basic - intermediate
	Vitrectomy - Vitrectomy for beginners 2 <i>NEERINCKX F</i>	

GUIDELINES ONLINE SUBMISSION OF ABSTRACTS

The abstract submission deadline is September 10, 2010.

- To submit abstracts prior registration for OB 2010 is mandatory.
- The online submission system allows you to specify a preference for the format of your presentation. However the OB 2010 Programme Committee will decide on the final format.
- An abstract is strictly limited to 1.800 characters. All characters inserted, including spaces, count towards the total. During the submission process the number of remaining characters is indicated.
- All abstracts should be structured as follows: Title, Author, Authors' affiliations, Purpose, Methods, Results and Conclusions. Please note that abstracts without concrete results will not be considered.
- All abstracts should be submitted in Microsoft Word®
- Acceptance letters will be sent by September 24, 2010, to notify the first author of acceptance or rejection together with the time schedule of the presentation. The complexity of the programme will not allow schedule changes.

GUIDELINES POSTER PRESENTATION

- The image area of poster boards is 190 cm wide and 100 cm high (landscape format)
- Posters must be mounted on the assigned poster board on Tuesday 23 November 2010 from 12:00 onwards through 19:00, or at the latest on Wednesday morning 24 November 2010 from 7:30 and before 8:30.
- Poster boards are located in the poster area on the 1st floor behind Hall A of the Brussels EXPO Convention Centre and all carry a unique number. The number of the poster board to which the poster is assigned is mentioned in the programme.
- Posters must remain on display until Friday, November 26, 15:30. Posters not removed by Friday, November 26, 19:00 will be removed and discarded.
- Material for mounting will be available at the registration desk.
- Poster presenters are required to stand beside their poster during the poster sessions on Wednesday 12:30 - 14:00 and on Thursday 16:00-18:00 in poster area, Foyer +1. During this time the jury will be circulating for the poster award.
- During the poster session on Wednesday sandwiches will be served.
- All posters are eligible for a Poster Award. Categories include a Single Case Report 1st and 2nd Prize and a Clinical Series 1st and 2nd Prize. Each 1st Prize amounts to 300 EUR, and each 2nd Prize to 150 EUR. The overall best scientific poster (minus 30 year) will receive the AOB travel grant of 500 EUR to participate in the EVER 2011 congress (Oct 6-9, Crete, Greece). An independent panel appointed by the Board of OB 2010 decides on the Poster Awards through voting. Their decision is final.
- The poster awards ceremony will be held on Friday 26 November 2010 at 12:30 to 13:00 in Hall A. In order to receive the prize the presence of poster presenters who are awarded a poster prize is mandatory.

GUIDELINES FOR SPEAKERS

Language

All audiovisual material should be presented in English (slides, films, ...). Presentations can be made in one of the three national languages (French, Dutch and German) or in English. If possible however the OB 2010 committee would like to recommend English oral presentations in order to increase the international attractiveness of the congress.

Technical instructions

Speakers are kindly requested to respect the allocated time to guarantee a smooth running of the sessions.

- A single computerized system will manage all projections and will send the presentations to the assigned congress rooms automatically. This method guarantees an easier management, a higher quality of projection and a quicker and smoother running of the presentations. The use of personal laptops for presentations will be actively discouraged. Dia projection will not be used anymore.
- Speakers are invited to use either PowerPoint programme for Windows or Macintosh/Apple.
- **PowerPoint presentations on disk, CD Rom or USB memory stick** must be delivered at the Slide Centre at least one hour before the beginning of the session
- **Presentation loaded on a laptop** must be downloaded and copied at the Slide Centre at least two hours before the beginning of the session
- In case of **film projection, DVD format is recommended** and must be delivered at the Slide Centre with the author's name at least two hours before the beginning of the session.
- Please inform the Organizing Secretariat about your particular requests in due time.

Some suggestions to make a PowerPoint presentation:

- Write the title of the presentation and the speaker's name in the first slide indicating any possible conflict of interest (please specify any consultancy relation to pharmaceutical companies, industries, etc..).
- Save the presentation with the speaker's name + date to avoid that all presentations are called OB 2010 or Brussels 2010.
- Any video/film/image file must be in the same folder of the PowerPoint presentation and must be copied in the folder before being included in the presentation. ⁽¹⁾ Alternatively use "Pack and go" or "Package to CD/DVD/USB" in PowerPoint.

GUIDELINES FOR SPEAKERS

- Films must have the following extensions: .avi, .mpeg, .wmv (.wmv is recommended). Furthermore, during the presentation they do not have to start with the mouse double-click on the image, but automatically when the slide opens. ⁽²⁾
- We suggest putting maximum one film per slide.
- Reduce the images before putting them in the PowerPoint presentation, by using a graphics programme such as “Imaging”, “Photoshop”, “Photo Paint”, “Paintshop Pro”, etc. Or reduce image size by compressing the images in PowerPoint to screen format. Images with .gif and .jpg extensions are recommended to obtain a light presentation (other kinds of extensions - recognizable by PowerPoint - will be accepted).
- The following supports are recommended to facilitate downloading of the presentation at the Slide Centre: CD-roms, DVD, USB pens and memory sticks. It is also possible to download the presentation from a personal laptop at the Slide Centre, provided that the speaker stops at the Slide Centre at least two hours before the beginning of the session.
- Only single projection is available in the congress rooms, since PowerPoint does not support double projection.

For further information please contact the Organising Secretariat directly.

NOTE ⁽¹⁾ Example: create the folder “PRESENTATION” and copy the necessary files for the presentation in it; then create the PowerPoint presentation including the films that were in the “presentation” folder. Finally save everything in the “presentation” folder.

NOTE ⁽²⁾ To avoid it, follow this procedure: Select the slide where to put the film, then the “Films and sounds...” item in the “insert” menu. Now click on “Film from file...”. Select the desired film and press the button “OK”. To the question “do you want to reproduce the film during the presentation automatically?” answer “YES”.

Procedure

- The AV support room is open on Tuesday from 17:00-20:00 and on Wednesday, Thursday and Friday from 07:30-17:30.
- The presentation on CD-rom or USB-stick should be checked in the AV support room and should be handed over to the support personnel at least two hours before your presentation. For early morning sessions we recommend to contact the AV support the day before.
- The speakers will be asked to respect the allocated time.
- The moderators and the scientific faculty of each session are responsible to organize the session within the given time table.

Centrally stored data will be deleted irrevocably right after the congress.

REGISTRATION FORM



Academia Ophthalmologica Belgica

Online registration: www.opthalmologia.be

Fill in this form and return to OB 2010 Office, Kapucijnenvoer 33, B-3000 Leuven, Belgium

FAX +32 (0)16 234 097

PARTICIPANT

Name

First name

Address

Zipcode City.....

Email

This is my home address office address

REGISTRATION

	BEFORE Nov. 1, 2010	AFTER Nov. 1, 2010	AMOUNT
<input type="radio"/> Ophthalmologist	207 EUR	320 EUR
<input type="radio"/> Resident in training	64 EUR	106 EUR
<input type="radio"/> Emeritus	56 EUR	99 EUR
<input type="radio"/> Orthoptist	95 EUR	117 EUR
<input type="radio"/> Student	16 EUR	21 EUR

WETLABS

<input type="radio"/> WET-1 <input type="radio"/> WET-2 <input type="radio"/> WET-3 <input type="radio"/> WET-Eyelid1 <input type="radio"/> WET-Eyelid 2			
<input type="radio"/> WET-4 <input type="radio"/> WET-5 <input type="radio"/> WET-6	 X 48 EUR
<input type="radio"/> WET-7 <input type="radio"/> WET-8 <input type="radio"/> WET-9 <input type="radio"/> WET-10			

INTERACTIVE CLINICAL COURSES

<input type="radio"/> Ophthalmologist	24 EUR	32 EUR	
<input type="radio"/> Resident in training	13 EUR	17 EUR	
<input type="radio"/> Orthoptist	18 EUR	23 EUR	
<input type="radio"/> ICC-W1 <input type="radio"/> ICC-W2 <input type="radio"/> ICC-W3 <input type="radio"/> ICC-W4 <input type="radio"/> ICC-W5 <input type="radio"/> ICC-W6			
<input type="radio"/> ICC-T1 <input type="radio"/> ICC-T2 <input type="radio"/> ICC-T3 <input type="radio"/> ICC-T4	 X EUR
<input type="radio"/> ICC-F1 <input type="radio"/> ICC-F2 <input type="radio"/> ICC-F3 <input type="radio"/> ICC-F4 <input type="radio"/> ICC-F5 <input type="radio"/> ICC-F6			

OB Dinner

Name Accompanying person X 74 EUR
--------------------------------	----------------	-------

VAT 6% included

TOTAL

PAYMENT: By banktransfer to: OB2010, BNP Paribas Fortis, Vital Decosterstraat 42, 3000 Leuven

National payment: account number: 001-4479845-73

International payment: IBAN: BE27 0014 4798 4573

BIC (Bank Identifier Code): GEBABEBB

PLEASE mention name of the REGISTERED PERSON

Date: Signature:

REGISTRATION

Online registration: www.opthalmologia.be

Registration deadline: November 1, 2010

REGISTRATION FEES	BEFORE Nov. 1, 2010	AFTER Nov. 1, 2010
Ophthalmologist	207 EUR	320 EUR
Resident in training	64 EUR	106 EUR
Emeritus	56 EUR	99 EUR
Orthoptist	95 EUR	117 EUR
Student	16 EUR	21 EUR
Nurse & Technician	70 EUR	101 EUR
Wetlabs	48 EUR	
Interactive Clinical Courses - ICC		
• ICC - Ophthalmologist	24 EUR	32 EUR
• ICC - Resident in training	13 EUR	17 EUR
• ICC - Orthoptist	18 EUR	23 EUR
OB Dinner	74 EUR	

VAT 6% included

CANCELLATION AND REFUNDS: Refunds up to 75% of the advance registration fee will be granted for cancellation received in writing prior to November 16, 2010. Refund will not be granted for later cancellations or no-shows.

REGISTRATION FORM



Academia Ophthalmologica Belgica

Online registration: www.opthalmologia.be

Fill in this form and return to OB 2010 Office, Kapucijnenvoer 33, B-3000 Leuven, Belgium

FAX +32 (0)16 234 097

BSONT - nurses & technicians only

PARTICIPANT

Name

First name

Hospital

Address

Zipcode City.....

Email

This is my home address office address

Will attend the French programme Will attend the Dutch programme

REGISTRATION

	BEFORE Nov. 1, 2010	AFTER Nov 1, 2010	AMOUNT
Nurse / Technician	70 EUR	101 EUR

VAT 6% included

PAYMENT: By banktransfer to: OB2010, BNP Paribas Fortis, Vital Decosterstraat 42, 3000 Leuven

National payment: account number: 001-4479845-73

International payment: IBAN: BE27 0014 4798 4573

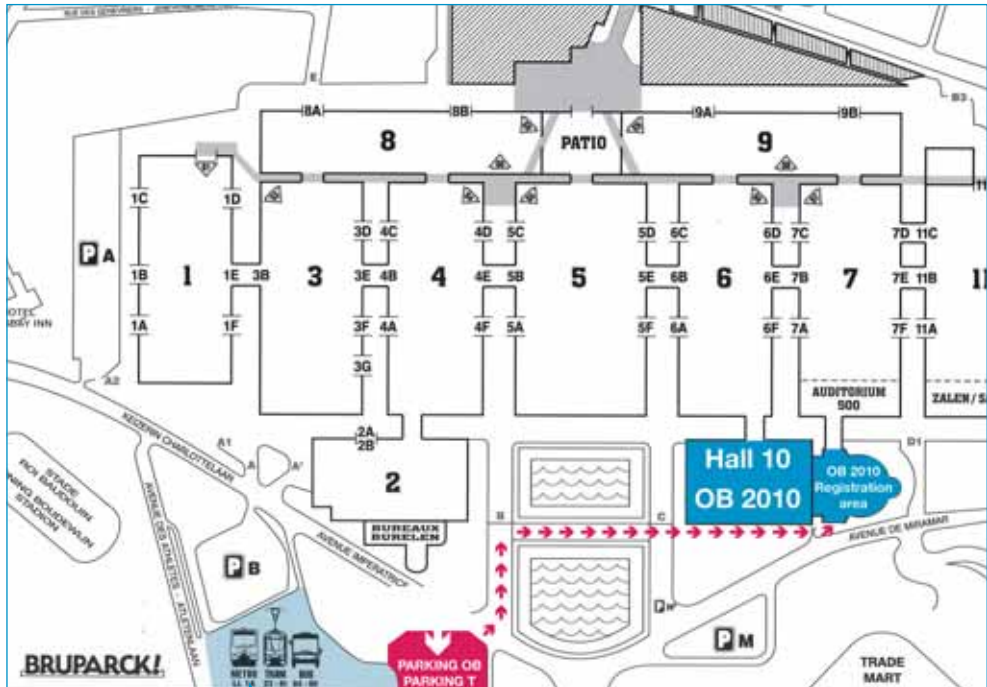
BIC (Bank Identifier Code): GEBABEBB

PLEASE mention name of the REGISTERED PERSON

Date: Signature:

CONVENTION CENTER

Brussels EXPO, Hall 10
Place de Belgique - Belgiëplein - 1020 Brussels



METRO

**OB 2010 PARKING
PARKING T**

Brussels Expo, located in the heart of Europe, has the major advantage of being centrally located. The site is easily reached by car, train or airplane.
For more info: www.bruexpo.be

HOTEL RESERVATION

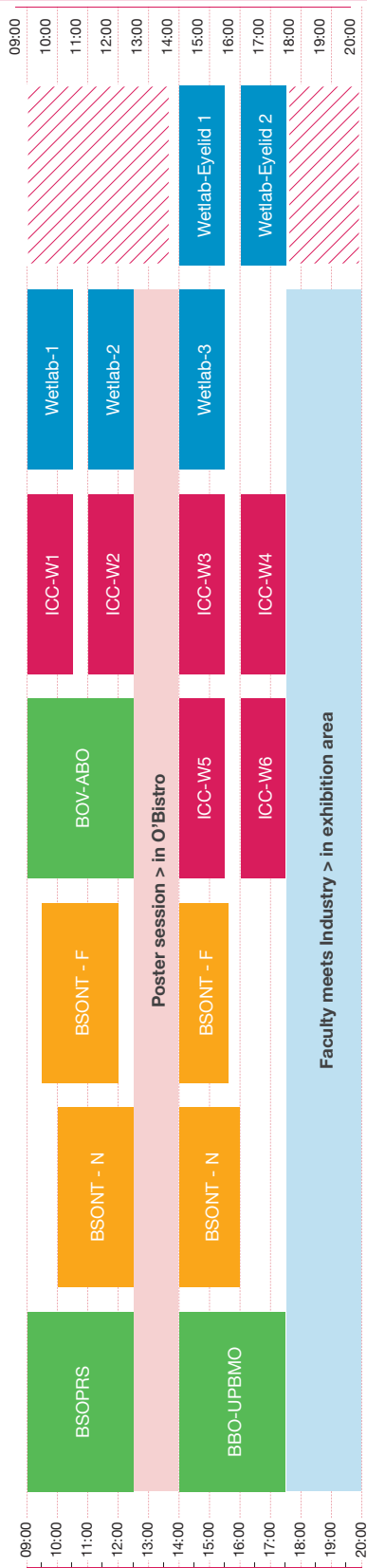
Online reservation: www.ophtalmologia.be

Le Méridien Carrefour de l'Europe 1000 Brussels	☆ ☆ ☆ ☆ ☆	Twin Superior Single Superior Double	255 225 255
Hotel Le Plaza Brussels Bld Adolphe Max 118 -126 1000 Bruxelles Belgium	☆ ☆ ☆ ☆ ☆	Single room Double room Twin	210 235 235
Hilton Brussels City (Rogier) Place Rogier 20 1210 Brussels Belgium	☆ ☆ ☆ ☆	Single room Double room Twin	179 199 199
Novotel Brussels Grand Place Rue du marché aux herbes 120 1000 Brussels Belgium	☆ ☆ ☆ ☆	Single room Double room Twin	205 215 215
Holiday Inn Garden Court Brussels-Expo Av Impératrice Charlotte 6 1020 Brussels	☆ ☆ ☆	Single room Double room Twin	165 175 175
Ibis Expo - Atomium Brussels Romeinsesteenweg, 572 1853 Strombeek-Bever	☆ ☆ ☆	Single Double Twin	133 147 147

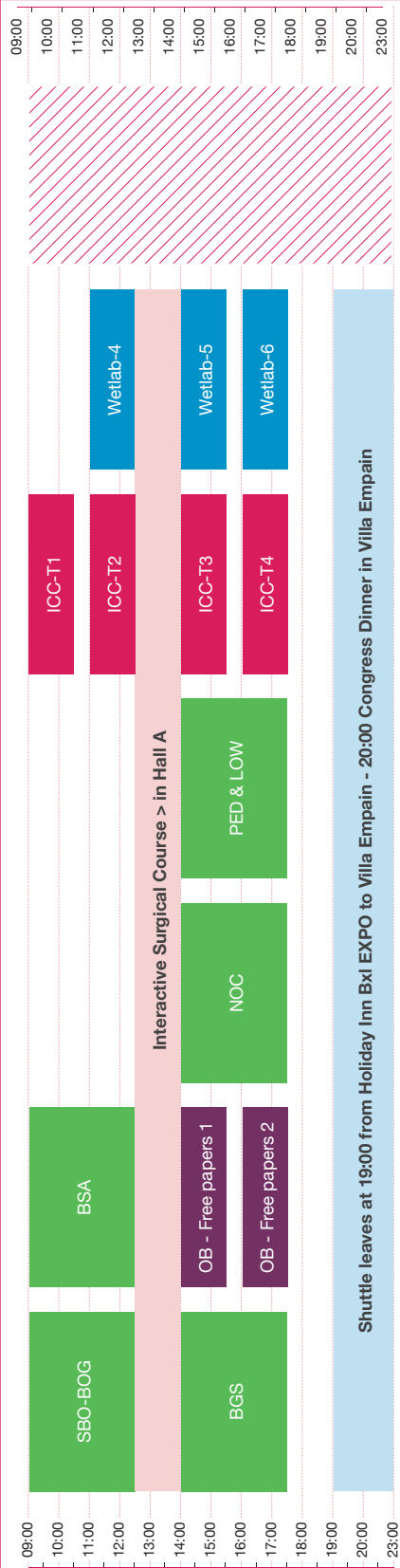


Academia Ophthalmologica Belgica

WEDNESDAY
Nov. 24, 2010



THURSDAY
Nov. 25, 2010



FRIDAY
Nov. 26, 2010

